



QUADRA-TILT ROTATORS 1200 & 1400 WITH DC3 DUAL VACUUM SYSTEM

MODELS: MRTA811LDC3 & MRTA810TDC3

These versatile rotator-tilters combine a compact design, innovative tilt linkage and and twice the load capacity of our popular MRT4-DC lifters.

Quadra-Tilt Design

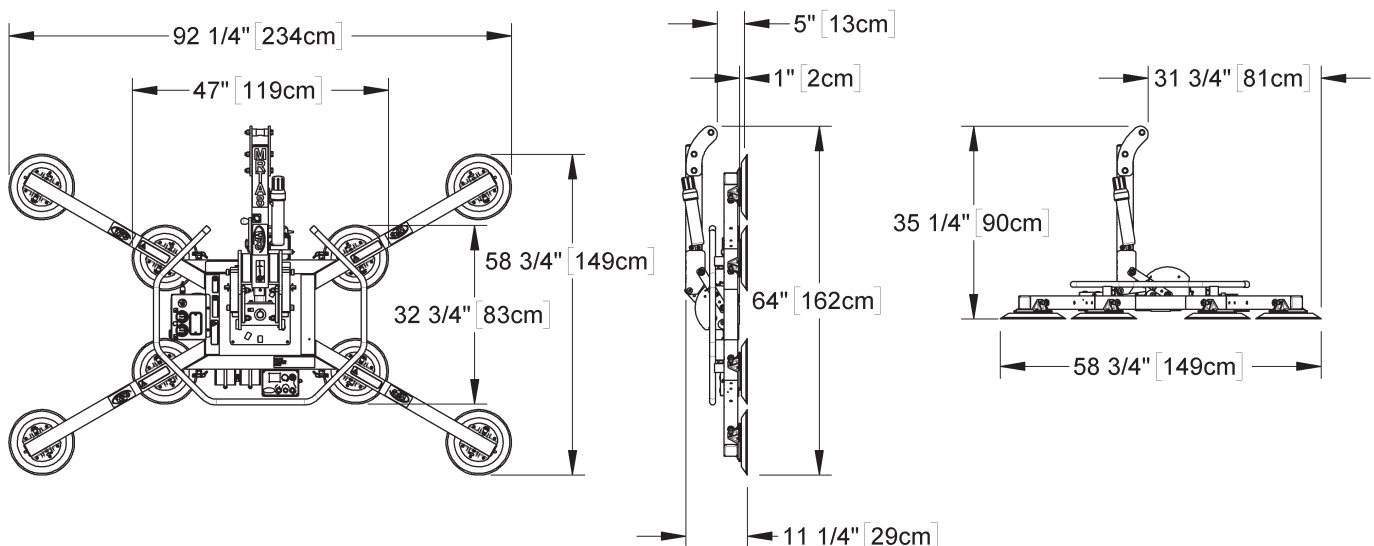


Want to tilt heavy loads without the expense of a powered actuator? Quadra-Tilt enables a single operator to easily move loads between upright and flat positions.

Highly Adaptable Lift Frame

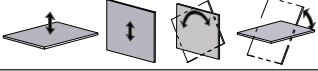
With removable extension arms and (re)movable pad mounts, this lifter can be used on almost any size or shape of load – up to 1400 lbs (635 kg)!

Intelli-Grip® Technology

This WPG-exclusive technology oversees power and vacuum systems, increasing productivity and improving safety. Download the Intelli-Grip® App to monitor the lifter from a distance!



Model MRTA811LDC3 shown here.

Model	MRTA811LDC3	MRTA810TDC3
Maximum Load Capacity	1400 lbs [635 kg]	1200 lbs [545 kg]
Standard Pad Spread	Minimum Width: 12-1/2" [32 cm] Maximum Width: 58-3/4" [149 cm] Minimum Length: 47" [119 cm] Maximum Length: 104-3/4" [266 cm]	Minimum Width: 11-1/2" [29 cm] Maximum Width: 58" [147 cm] Minimum Length: 46" [117 cm] Maximum Length: 104" [264 cm]
Number/Size of Pads	8 / 11" [28 cm] diameter, lipped pads	8 / 10" [25 cm] diameter pads with replaceable sealing rings
Load Movement	Manual rotation, 360° edgewise, with locking at each 1/4 turn Assisted manual tilt, 90° between upright and flat	
Standard Operating Power	12 volts DC, 5.5 amps	
Lifter Weight	200 lbs [91 kg]	

STANDARD FEATURES

Intelli-Grip® Technology

Available exclusively from Powr-Grip®! Actively monitors power and vacuum systems to increase safety and productivity, using LCD-screen messages, diagnostic codes and other features

Dual Vacuum System

Features two independent air-line circuits to reduce risk of workplace accidents

Battery and Charger

Provide independent, rechargeable power source for cord-free lifter operation in any location; on-board charger features status indicator and automatic shut-off

Battery Gauge

Shows energy level in real time, to help determine when charging is needed

Notification Buzzer and Strobe Light

Alert operator of problems with power or vacuum system, with various patterns of sound and light to indicate severity; back-up battery provides independent power for buzzer

Green Lift Light

Provides visual assurance to know when vacuum is sufficient for lifting

Vacuum Gauges

Feature green and red zones to clearly indicate whether vacuum levels are sufficient for lifting

Vacuum Line Filters

Protect the vacuum generating system from contaminants

Vacuum Reserve Tanks

Increase battery run-time by reducing pump cycles needed to maintain vacuum

Spring-Mounted Vacuum Pads

Automatically adjust to match the angle of load surfaces, easing attachment

Movable Pad Mounts

Allow vacuum pads to be moved without tools, adapting the lifter to various load sizes

Extension Arms

Permit multiple lifter configurations for tool-free adaptation to many different load sizes

Quadra-Tilt System

Uses four-bar tilt linkage to reduce operator effort when transferring loads between flat and upright positions

Tilt Locks

Provide added protection against unintentional tilt movement while installing glass in multi-story buildings or whenever the operator cannot maintain direct control over loads.

Two-Action, Blow-Off Release

Uses two separate buttons to avoid accidental release, and reverses airflow to quickly release loads without after-stick

AVAILABLE OPTIONS

Remote Control System (59906)

Controls attach, release and other powered functions up to 250' [76 m] away for installing windows and more in multi-story buildings

Forklift Adapter (95457)

Works with telehandlers on construction sites and forklifts in warehouses or wherever a crane is not practical

Pad Frame T-Arm Assemblies (97465 & 97465HV)

Adapt lifter for convenient handling of insulated metal panels or other loads with textured surfaces (sold in pairs)

Adjustable Spacers for Movable Pad Mounts (93101 & 93101AM)

Enable lifters to handle windows with mullions or other loads with surface obstructions

Alternative Pad Compounds

Specially designed for heat resistance, marking resistance, coated surfaces and other purposes

Curved-Glass Adapter (93720)

Enables lifters to handle convex or concave loads

MRT Dolly (98790)

Allows for easy transport and storage of a standard MRTA8 lifter

Shipping Case (53007)

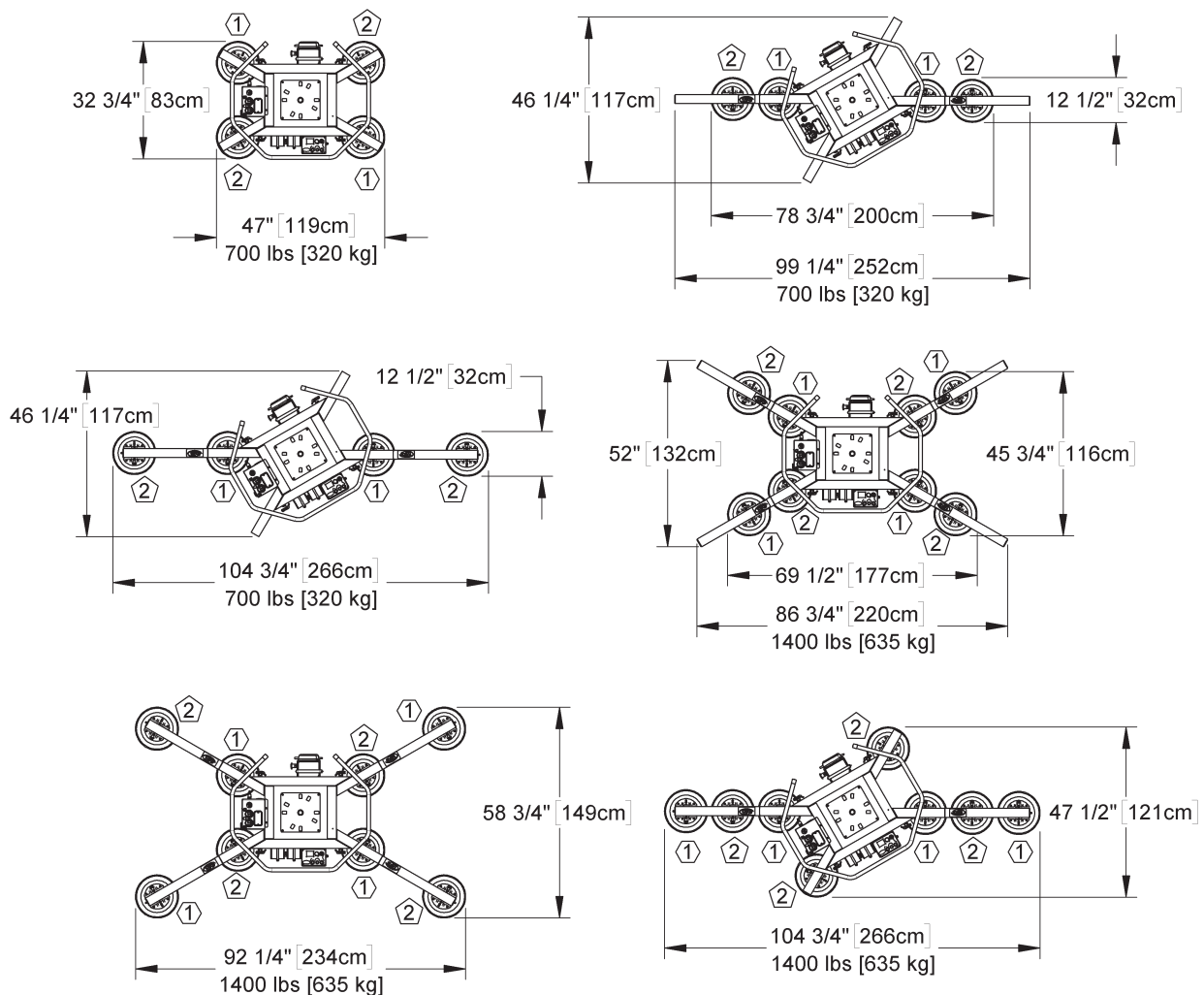
Provides protection for storing and shipping the lifter

DESIGN STANDARDS

ASME B30.20 (BTH-1 Design Category "B", Service Class "0"): Industry standards established by the American Society of Mechanical Engineers (ASME) and published by the American National Standards Institute (ANSI)

CE: Regulatory standards for health and safety required in the European Union

AS 4991: Regulatory standard required in Australia



Model MRTA811LDC3 shown here.


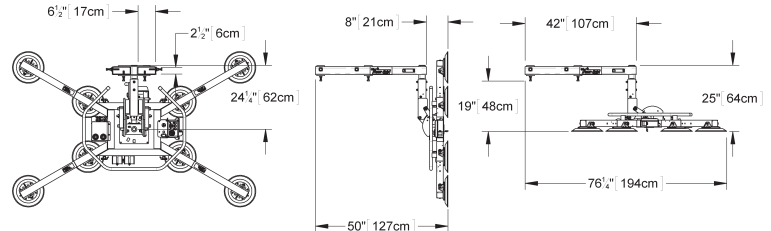
FORKLIFT ADAPTER

Enables your telehandler to install windows under eaves or gables, while eliminating the need for a construction site crane. Also great for forklifts in warehouses or anywhere a crane is not practical.

Compatible Fork Dimensions	1-1/2" to 2-1/4" [3.9 cm - 5.7 cm] thick and 4" to 6" [10.2 cm - 15.2 cm] wide
Inside Fork Spread	4" [10 cm]
Maximum Load Capacity	1400 lbs [635 kg] when used on MRT811LDC3*
Maximum Load Thickness	1" [2.5 cm] at full capacity
Product Weight	150 lbs [68 kg]
Lifter Weight Increase	125 lbs [57 kg]

* Forklift must have capacity for the weight of the lifter and its maximum load, when the load is:
 - 8-3/4" [22.2 cm] outward from the fork tips, or;
 - 50-3/4" [128.9 cm] outward from the fork stop (whichever places the load further from the forklift's front wheels).

MODEL MRT8 LIFTER
EQUIPPED WITH FORKLIFT
ADAPTER

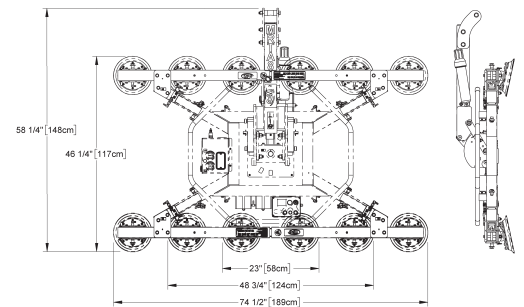


CURVED-GLASS PAD FRAME

Get the best grip on convex or concave glass and other materials!


- Pivoting pad mounts easily match the angle of loads.
- One operator can install the pad frame without assistance.
- Provides a 2" [5 cm] offset from the load, when needed to accommodate curvature.
- Makes use of existing extension arms to support long load dimensions.

Note: MRTA8 load capacity may be reduced with some loads.



MRT DOLLY

Designed for use with a Wood's Powr-Grip® model MRT4 or MRTA8 lifter, this option provides a compact way to store and an easy way to move the lifter around the shop or job site.



SOLD IN PAIRS

PAD FRAME T-ARM ASSEMBLIES

These pad frame extensions dramatically increase the usefulness and versatility of MRT(A) series lifters by handling insulated metal panels, architectural panels and other textured materials.

SHIPPING CASE

Specially designed case protects your lifter during shipping and storage.

- Thermo-formed polymer makes case durable and water-resistant.
- Interior straps hold lifter firmly in place.
- Exterior straps keep case securely closed.
- Built-in handles facilitate manual handling.
- Case design enables stacking and forklift handling.

Exterior Dimensions: 44-1/4" wide x 67-3/8" long x 24-1/2" deep [112.4 cm x 171.4 cm x 62.2 cm]



REMOTE CONTROL SYSTEM

This option enables operators to control attach, release and other powered functions from remote locations, as may be required for multi-story installations.

ADJUSTABLE SPACERS FOR MOVABLE PAD MOUNTS

Enable vacuum lifters to handle windows with mullions or other materials with surface obstructions.

