

BEST SELLERS AND SPECIALTY LIFTERS

**THE ORIGINAL & TRUSTED NAME  
IN VACUUM LIFTING EQUIPMENT**



- 1 WHY CHOOSE POWR-GRIP®
- 2-3 HAND-HELD VACUUM CUPS
- 4-9 CONSTRUCTION LIFTERS
- 10-21 PRODUCTION LIFTERS
- 22 AVAILABLE PADS, POWER SYSTEMS, CUSTOM DESIGNS



## WHY CHOOSE POWR-GRIP

- ✓ Over 50 years' experience designing and manufacturing vacuum lifting equipment.
- ✓ Broad range of vacuum lifters, hand-held vacuum cups and other products.
- ✓ Dedicated customer service and technical support.
- ✓ Commitment to quality. Every product is tested before it ships.
- ✓ Engineering expertise. Can't find what you need? Give us call.



# HAND-HELD VACUUM CUPS

## TYPICAL APPLICATIONS

- ✓ Lift glass and other fragile materials more securely.
- ✓ Install windows, leaving edges free to fit rough opening.
- ✓ Ergonomically move awkward or bulky loads such as...
  - Appliances
  - Vending machines
  - Counter tops
  - Patio doors
  - Windshields
  - Auto body panels
  - Sheet metal
  - Insulated metal panels
  - Much more!

“ I have been a Glazier 14 years now, working on projects ranging from high rises to 10 million dollar homes. In my entire career I have never seen a professional glazier use anything other than a Wood’s suction cup. I have trusted my life to Wood’s Powr-Grip products countless times. True quality. ”

Ramon Ortiz  
Journeyman Glass Glazier  
Phoenix, Arizona USA

# HAND-HELD VACUUM CUPS



## N-SERIES HAND CUPS

- Put handles where you need them to lift loads ergonomically.
- Quickly attach and release almost any smooth, nonporous material.
- Securely handle any load weight that can be lifted manually.
- Built from durable metal or rustproof ABS polymer.
- Styles to handle flat, curved or textured materials.
- Safe for most surfaces.



## SPECIALTY HAND CUPS

### VERTICAL HANDLES (LJ6VH)

Ideal for installing automotive windshields or positioning sheet metal.

### HANDI-GRIPS (RF36HG, LP6HG, TL6HG)

Easy-to-grip handle offers maximum control of windows, duct work and other loads.

### FLIP HANDLES (LP6FH, TL6FH)

Great for pulling sheet materials from narrow storage, or for general-purpose handling.

### RIGID HANDLES (LP6RH, TL6RH)

Provide “instant handles” on stoves, water heaters and other bulky loads.

### TIE-DOWNS (TL6TD)

Create stable yet temporary attachment points for securing tarps or cargo.



# CONSTRUCTION LIFTERS



“Cutting install time is always important on the jobsite. Powr-Grip hand cups facilitate the loading, hauling and setup of our solar panels, making our job easier and safer.”

Henry Dykema  
Sundance Solar Systems  
Red Lodge, Montana USA

# CONSTRUCTION LIFTERS



## TYPICAL APPLICATIONS

- ✓ Ergonomically handle glass, stone and other heavy materials.
- ✓ Transport windows, skylights and solar panels effortlessly on job site.
- ✓ Install windows efficiently in commercial or residential construction.



## POPULAR ROTATORS-TILTERS

- Intelli-Grip® Technology expands safety and reliability.
- Cord-free DC power works anywhere on job site.
- Dual vacuum system helps protect workers and loads.
- Compliant with ASME, CE and AS Standards.

### P1 SERIES (P1-DC3)

- Maximum load capacity of 700 lbs (320 kg).
- 180° rotation and 90° tilt for wide range of motion.
- Narrow shape fits inside scaffolding or other tight places.
- Also available with AC or pneumatic power system.




P1-DC3



### MRT SERIES (MRT4-DC3)

- Maximum load capacity of 700 lbs (320 kg).
- 360° rotation and 90° tilt for exceptional range of motion.
- Lift frame adapts to wide variety of load size and shapes.
- Optional forklift adapter expands operational range.




MRT4-DC3



# CONSTRUCTION LIFTERS




## QUADRA-TILT™ ROTATORS



- Intelli-Grip® Technology expands safety and reliability.
- Cord-free DC power works anywhere on job site.
- Innovative tilt mechanism reduces operator effort.
- Dual vacuum system helps protect workers and loads.
- Compliant with ASME, CE and AS Standards.

## TYPICAL APPLICATIONS

- ✓ Ergonomically handle glass, architectural panels and other unwieldy materials.
- ✓ Transport everything from small skylights to large windows on job site.
- ✓ Install large windows efficiently in commercial or residential construction.




## QUADRA-TILT™ ROTATORS (MRTA8-DC3)

- Maximum load capacity of 1400 lbs (635 kg).
- 360° rotation and 90° tilt for exceptional range of motion.
- Lift frame adapts to wide variety of load size and shapes.
- Optional forklift adapter expands operational range.

## LOW-PROFILE QUADRA-TILT™ ROTATORS (MRTALP8-DC3 & MRTALPCH6-DC\*)

- Maximum load capacity of 1100 lbs (500 kg).
- 180° rotation and 90° tilt for wide range of motion.
- Narrow profile fits inside scaffolding or other tight spaces.
- MRTALP8 lift frame adapts to wide variety of load size and shapes.
- Linear design of MRTALPCH8 provides support for long loads.



# CONSTRUCTION LIFTERS



## TYPICAL APPLICATIONS

- ✓ Transport heavy windows and facade elements effortlessly on job site.
- ✓ Efficiently install curtainwalls and unitized glazing systems.
- ✓ Construct architectural facades and building envelopes.



## ROTATORS

- Continuous 360° rotation for precise load positioning.
- Lift frame adapts to wide variety of load size and shapes.
- Cord-free DC power works anywhere on job site.
- Conveniently disassemble for shipping or storage.

### MR SERIES 2800 (MR1611LDC\*)

- Maximum load capacity of 2800 lbs (1270 kg).
- Available with dual vacuum system for CE compliance.

### MR SERIES 4200 (MR2411LDC3)


- Maximum load capacity of 4200 lbs (1905 kg).
- Intelli-Grip® Technology expands safety and reliability.
- Dual vacuum system helps protect workers and loads.
- Compliant with ANSI, CE and AS standards.

\* Intelli-Grip® Technology coming soon to these models.


MR1611LDC



MR2411LDC3



# CONSTRUCTION LIFTERS



“ Using a vacuum lift from Wood’s Powr-Grip was the most effective and productive way of setting foam panels that I have ever seen. ”

Brookes Reiersen  
Apex Steel Montana  
Billings, Montana USA



## SPECIALTY CONSTRUCTION LIFTERS

### MT2HV11DC


- Ideal for installing or replacing small windows.

### MTCL6625DC3

- Specifically designed for installing insulated metal panels (IMP's).

### PRT3211LDC3

- Effortlessly handles construction materials up to 4400 lbs (1995 kg).



# CONSTRUCTION LIFTERS


## WHAT IS INTELLI-GRIP® TECHNOLOGY?



- ✓ Exclusively from Wood's Powr-Grip®, our proprietary software continuously monitors lifter vacuum and power systems, taking action as needed to help bring workers home safe!
- ✓ LCD screen displays critical information to operator at a glance.
- ✓ Automated safety features proactively protect people and loads.
- ✓ User-friendly command prompts reduce human error.
- ✓ Diagnostic codes help keep lifter in ideal working condition.



# PRODUCTION LIFTERS



“Crystal Metal Works was extremely happy with the 4 units purchased to assist with lifting the Stainless Steel panels they were fabricating for the 911 memorial at Liberty Island NJ. As always, all at Wood’s came through with your great service.”

Dick Smith  
JMR Industrial  
Wind Gap, Pennsylvania USA

# PRODUCTION LIFTERS



## TYPICAL APPLICATIONS

- ✓ Effortlessly transfer sheet metal for truck and trailer manufacturing.
- ✓ Handle wood products in construction of structural insulated panels (SIP's).
- ✓ Lift and transport a wide variety of horizontally oriented materials such as...
  - Sheet and plate metals
  - Insulated metal panels
  - Medium density fiberboard (MDF)
  - Oriented strand board (OSB)
  - Modular construction panels
  - Lexan® and other plastic sheets
  - Laminated counter tops



## FLAT LIFTERS

### FLEX SERIES (FLEX2/3/4/5HV11AC/DC/AIR)

- Standard load capacities from 600 lbs to 1500 lbs (270-680 kg).
- Wide selection of capacities and sizes to optimize load support.
- Movable vacuum pads adapt to various load lengths.
- Choice of AC, DC or pneumatic power system.



### FLEXR SERIES (FLEXR4/6HV11AC/DC/AIR)

- Standard load capacities from 1200 lbs to 1500 lbs (545-680 kg).
- Sliding pad arms accommodate various load lengths.
- Movable vacuum pads adapt to various load widths.
- Integrated parking stands for convenient storage.
- Choice of AC, DC or pneumatic power system.



# PRODUCTION LIFTERS



## SPECIALTY FLAT LIFTERS

### FL1HV11DC

- Great for moving stone tiles, auto body panels and other awkward loads.

### FL12HV11AC

- Ideal for transferring large stone slabs and heavy metal sheets.

FL1HV11DC



FL12HV11AC



# PRODUCTION LIFTERS




## VERTICAL LIFTERS

## TYPICAL APPLICATIONS

- ✓ Transfer materials efficiently between storage racks and upright processing machinery.
- ✓ Effortlessly transport large-dimension glass and other unwieldy materials.
- ✓ Ideal for handling vertically oriented sheet materials such as...

Glass  
Lexan®  
Plexiglas®  
Laminates  
Fiberglass



## PRODUCTION LINE LIFTERS (VLPL4-AC & VLPL6-AC)

- Standard capacities from 500 lbs to 1000 lbs (225-455 kg).
- Compact size provides speed and mobility on production line.
- Lift frame adapts to different load sizes and shapes.
- High-flow vacuum pump increases productivity.
- Choice of AC voltages to integrate with workplace power.



VLPL611AC

## GENTLE GIANTS (VLGG10-AC/DC & VLGG12-AC/DC)

- Standard capacities from 1200 lbs to 2100 lbs (545-955 kg).
- Oversized lift frame supports enormous sheet materials.
- Narrow profile fits between racks or in other tight spaces.
- Choice of AC voltages or cord-free DC power system.



VLGG1211LDC

# PRODUCTION LIFTERS



## ROTATORS



## TYPICAL APPLICATIONS

- ✓ Easily transfer materials between storage racks and production machinery.
- ✓ Efficiently load and unload glass edging and beveling machines.
- ✓ Ergonomically rotate glass and other sheet materials for machining on all sides.

## MR SERIES (MR4-AC/AIR)

- Standard capacities from 500 lbs to 700 lbs (225-320 kg).
- Continuous 360° rotation for precise load positioning.
- High-flow vacuum pump increases productivity.
- Choice of AC voltages or pneumatic power system.

## PR SERIES (PR4/89AC)

- Standard capacities from 500 lbs to 1000 lbs (225-455 kg).
- Powered 360° rotation for effortless load positioning.
- High-flow vacuum pump increases productivity.
- Integrated parking stand for convenient storage.
- Choice of AC voltages to integrate with workplace power.




MR411LAC



PR89AC

# PRODUCTION LIFTERS



## SPECIALTY ROTATORS

### PRH49AIR & PRH611LAIR

- Provide powered rotation and integrated pneumatic hoist for high-efficiency work stations.

### PRHE49AIR

- In addition to integrated hoist, combines all lifter and hoist controls into one ergonomic handle.



# PRODUCTION LIFTERS



## TYPICAL APPLICATIONS

- ✓ Ergonomically move auto body panels and glass on production lines.
- ✓ Easily lift, transport and manipulate stone slabs or heavy metal sheets.
- ✓ Efficiently load CNC mills, water jet cutters and other processing machines.



## TILTERS



### MTA SERIES (MTA2/4/6/8-AC/AIR)

- Standard capacities from 200 lbs to 360 lbs (90-165 kg).
- Innovative tilt mechanism reduces operator effort.
- Lift frame adapts to wide variety of load size and shapes.
- Fast attach and release times increase productivity.
- Choice of AC voltages or pneumatic power system.

### MT SERIES (MT4/6/8/1010TAC/DC/AIR)

- Standard capacities from 600 lbs to 1500 lbs (270-680 kg).
- Ideal for handling stone slabs and other high-density materials.
- "Above-center" tilt minimizes operator effort.
- Narrow profile fits between racks or in other tight spaces.
- Choice of AC, DC or pneumatic power system.



MTA2HV11AC



MT810TAIR

# PRODUCTION LIFTERS



## TILTERS




“With products and service like yours, I’m sure glad I don’t have to compete with your company!”


Donald Beaver  
Ocean Island Beach, North Carolina USA

## PT SERIES (PT10/1410TAC/DC/AIR)

- Standard capacities to 1500 lbs (680 kg).
- Ideal for handling stone slabs and other high-density materials.
- Powered 90° tilt eliminates operator effort.
- Optional lift frame adapts to various load sizes.
- Choice of AC, DC or pneumatic power system.



PT1010TAIR



PT1410TAC

# PRODUCTION LIFTERS



## SPECIALTY FILTERS

### MTA810TAC

- Provide support for tilting glass and other fragile materials without breakage.

### PT410AC

- Specifically designed to install bullet-resistant windshields.

### PTH49AIR

- Provides powered tilt and integrated pneumatic hoist for high-efficiency work stations.

MTA810TAC



PT410AC



PTH49AIR



# PRODUCTION LIFTERS



## TYPICAL APPLICATIONS

- ✓ Transfer raw materials to production lines or finished goods to delivery vehicles.
- ✓ Efficiently load CNC mills, plasma cutters and other processing machinery.
- ✓ Ergonomically manipulate glass to fabricate windows and doors.



## ROTATOR-TILTERS

### MRTA SERIES (MRTA4/6LP6FAC/AIR)

- Standard capacities from 200 lbs to 300 lbs (90-135 kg).
- Lift frame adapts to wide variety of load size and shapes.
- Innovative tilt mechanism reduces operator effort.
- 360° rotation and 90° tilt for exceptional range of motion.
- Choice of AC voltages or pneumatic power system.



### MRTA SERIES - INDUSTRIAL EDITION (MRTA811LAC/DC/AIR)

- Standard capacities from 1200 to 1400 lbs (545-635 kg).
- Innovative tilt mechanism reduces operator effort.
- Lift frame adapts to wide variety of load size and shapes.
- 360° rotation and 90° tilt for exceptional range of motion.
- High-flow vacuum system increases productivity.
- Choice of AC, DC or pneumatic power system.



# PRODUCTION LIFTERS



## ROTATOR-TILTERS



“ There is a reason we have used Woods products for going on 50 years! ”


Joseph Rattay  
Tarzana Glass  
Encino, California USA

### MRPT SERIES (MRPT89AC/DC & MRPT1211LAC/DC)

- Standard capacities from 1000 lbs to 2000 lbs (455-905 kg).
- Powered 90° tilt eliminates operator effort.
- Continuous 360° rotation for precise load positioning.
- Optional lift frames adapt to various load sizes.
- Choice of AC voltages or cord-free DC power system.





# PRODUCTION LIFTERS



“ In an industry where one small mistake or equipment malfunction can result in serious injuries, it’s so important to know that your equipment won’t let you down. Regardless of the size of the job, I have trusted Wood’s Powr-Grip’s suction cups for my company and my employees. ”


Dustin Anderson  
President, Anderson Glass, LLC  
Waco, Texas USA



## SPECIALTY ROTATOR-TILTERS

### PRT89AC

- Combines powered tilt and powered rotation for effortless high-speed handling.



PRT89AC

“ Keep up the good work!  
A 31 year satisfied customer. ”

Marc  
Glisson Glass & Emergency Boarding Services, LLC  
Milwaukee, Wisconsin



## AVAILABLE VACUUM PADS AND RUBBER COMPOUNDS

Commonly known as "suction cups", WPG™ vacuum pads come in a wide variety of designs and rubber compounds, to optimize vacuum lifter efficiency for specific uses.

Most WPG™ lifters can be equipped with several different styles of vacuum pads, including designs for:

- Flat materials
- Curved materials
- Rough materials
- Textured materials

Each pad design can also be molded from a variety of rubber compounds, each with special properties, such as:

- Abrasion resistance
- Heat resistance
- Oil resistance
- Resistance to ultraviolet light (UV)
- Coating compatibility
- Stain/mark avoidance

By combining the most appropriate pad

designs and rubber compounds, WPG™ enables lifters to handle:

- Curved glass
- Low-E glass and other coated materials
- Pattern glass
- Rough-cut, honed or flamed stone
- Fiberboard and oriented strand board
- Insulated metal panels
- Oily metal sheets
- Much more!

## AVAILABLE POWER SYSTEMS

WPG™ offers different power systems to run on local electrical grids (AC), batteries (DC) or compressed air (pneumatic).

Choosing the best power system depends on your expected lifter use:

- AC and pneumatic systems integrate with available power sources at manufacturing facilities, making them typical for Production Lifters. Different

AC voltages are available to match requirements in your location.

- Cord-free DC power enables use anywhere on the work site, making it standard for most Construction Lifters. However, since DC power simplifies use in multiple locations, it may be preferred for any kind of lifter. DC power is also the obvious choice where AC power is unreliable or simply unavailable.

Standard power systems are listed in the lifter descriptions. However, if another power system is desired, please inquire about our Custom Lifters.

## CUSTOM-DESIGNED VACUUM LIFTERS

WPG™ offers a wide range of standard lifters for almost every application. However, if none of these matches your exact requirements, our engineering staff has decades of experience in designing vacuum lifters to meet the needs of your specific application.

Please contact a Technical Sales representative for more information.

908 West Main | P.O. Box 368 | Laurel, Montana 59044 U.S.A.  
800.548.7341 | 406.628.8231 | 406.628.8354 (fax)

INTELLI-GRIP® TECHNOLOGY  
 BELOW-THE-HOOK VACUUM LIFTERS  
**MATERIALS HANDLING**  
 ROTATOR-TILTERS  
 FABRICATION  
 ROTATORS  
 INSULATED METAL PANELS  
 VERTICAL LIFTERS  
 MANIPULATORS  
 CLADDING  
 GLAZING  
 STONE HANDLING  
 TILTERS  
 INSTALLATION  
 HAND-HELD VACUUM CUPS  
 FLAT LIFTERS



908 West Main | P.O. Box 368  
 Laurel, Montana 59044 U.S.A.  
 800.548.7341 | 406.628.8231  
 406.628.8354 (fax)

You can find Wood's Powr-Grip products in  
 nearly 50 countries through our extensive  
 network of WPG Authorized Dealers.  
 Contact us to find a dealer in your area!