



QUADRA-TILT ROTATORS 1200 & 1400 WITH DC3 DUAL VACUUM SYSTEM

MODELS: MRTA811LDC3 & MRTA810TDC3

These versatile rotator-tilters combine a compact design, innovative tilt linkage and twice the load capacity of our popular MRT4-DC lifters.

Quadra-Tilt Design

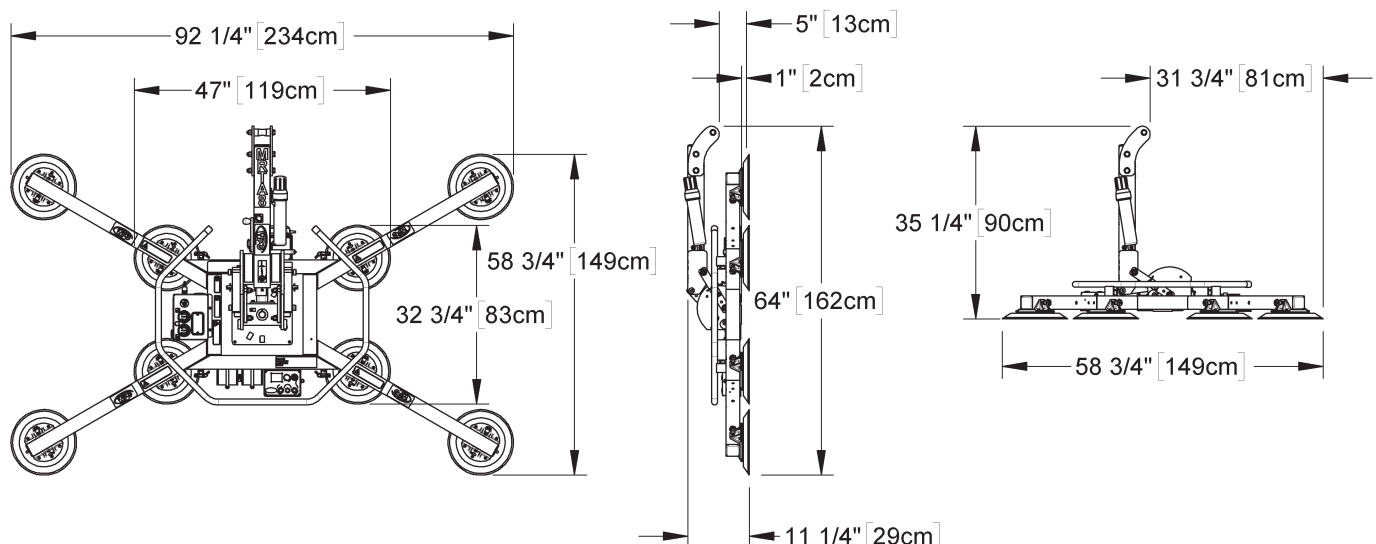


Want to tilt heavy loads without the expense of a powered actuator? Quadra-Tilt enables a single operator to easily move loads between upright and flat positions.

Highly Adaptable Lift Frame

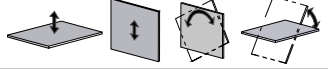
With removable extension arms and (re)movable pad mounts, this lifter can be used on almost any size or shape of load – up to 1400 lbs (635 kg)!

Intelli-Grip® Technology

This WPG-exclusive technology oversees power and vacuum systems, increasing productivity and improving safety. Download the Intelli-Grip® App to monitor the lifter from a distance!



Model MRTA811LDC3 shown here.

Model	MRTA811LDC3	MRTA810TDC3
Maximum Load Capacity	1400 lbs [635 kg]	1200 lbs [545 kg]
Standard Pad Spread	Minimum Width: 12-1/2" [32 cm] Maximum Width: 58-3/4" [149 cm] Minimum Length: 47" [119 cm] Maximum Length: 104-3/4" [266 cm]	Minimum Width: 11-1/2" [29 cm] Maximum Width: 58" [147 cm] Minimum Length: 46" [117 cm] Maximum Length: 104" [264 cm]
Number/Size of Pads	8 / 11" [28 cm] diameter, lipped pads	8 / 10" [25 cm] diameter pads with replaceable sealing rings
Load Movement	Manual rotation, 360° edgewise, with locking at each 1/4 turn Assisted manual tilt, 90° between upright and flat	
Standard Operating Power	12 volts DC, 5.5 amps	
Lifter Weight	200 lbs [91 kg]	

STANDARD FEATURES

Intelli-Grip® Technology

Available exclusively from Powr-Grip®! Actively monitors power and vacuum systems to increase safety and productivity, using LCD-screen messages, diagnostic codes and other features

Dual Vacuum System

Features two independent air-line circuits to reduce risk of workplace accidents

Battery and Charger

Provide independent, rechargeable power source for cord-free lifter operation in any location; on-board charger features status indicator and automatic shut-off

Battery Gauge

Shows energy level in real time, to help determine when charging is needed

Notification Buzzer and Strobe Light

Alert operator of problems with power or vacuum system, with various patterns of sound and light to indicate severity; back-up battery provides independent power for buzzer

Green Lift Light

Provides visual assurance to know when vacuum is sufficient for lifting

Vacuum Gauges

Feature green and red zones to clearly indicate whether vacuum levels are sufficient for lifting

Vacuum Line Filters

Protect the vacuum generating system from contaminants

Vacuum Reserve Tanks

Increase battery run-time by reducing pump cycles needed to maintain vacuum

Spring-Mounted Vacuum Pads

Automatically adjust to match the angle of load surfaces, easing attachment

Movable Pad Mounts

Allow vacuum pads to be moved without tools, adapting the lifter to various load sizes

Extension Arms

Permit multiple lifter configurations for tool-free adaptation to many different load sizes

Vacuum System Quick Connectors

Help lifter to handle various load sizes and shapes by disconnecting some vacuum pads from the vacuum system, enabling selective removal and/or repositioning of pad mounts or other pad frame components

Quadra-Tilt System

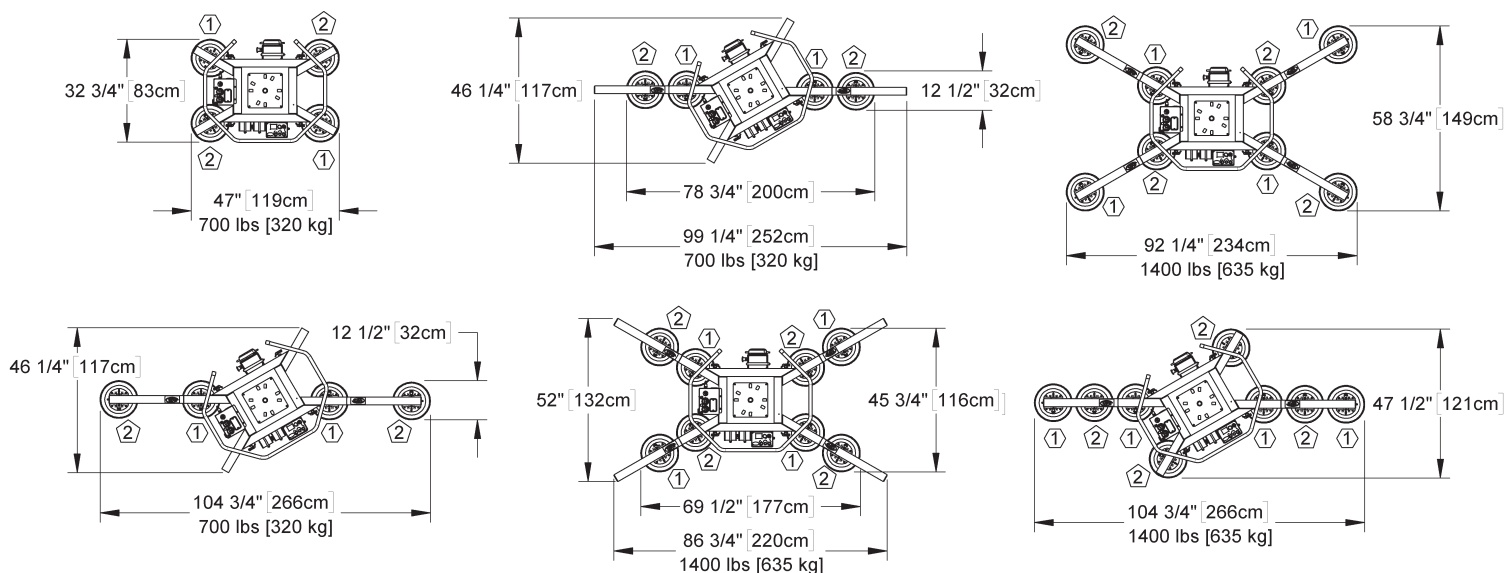
Uses four-bar tilt linkage to reduce operator effort when transferring loads between flat and upright positions

Tilt Locks

Provide added protection against unintentional tilt movement while installing glass in multi-story buildings or whenever the operator cannot maintain direct control over loads.

Two-Action, Blow-Off Release

Uses two separate buttons to avoid accidental release, and reverses airflow to quickly release loads without after-stick



Model MRTA811LDC3 shown here.

AVAILABLE OPTIONS

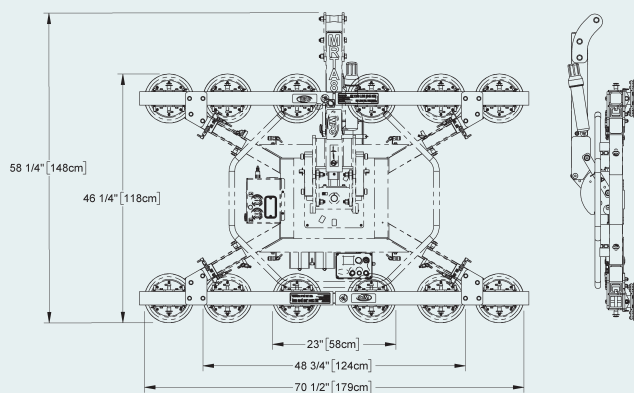

Note: Specifications may be affected by options. Please contact us for more information.

Curved-Glass Adapter (93720)

Enables lifters to handle convex or concave loads

- Pivoting pad mounts easily match the angle of loads.
- One operator can install the pad frame without assistance.
- Provides a 2" [5 cm] offset from the load, when needed to accommodate curvature.
- Makes use of existing extension arms to support long load dimensions.

Note: Capacity may be affected by use of this option.



Pad Frame T-Arm Assemblies (97465 & 97465HV)

Adapt lifter for convenient handling of insulated metal panels or other loads with textured surfaces (sold in pairs)

Note: Capacity may be affected by use of this option.



Alternative Pad Compounds

Specially designed for heat resistance, marking resistance, coated surfaces and other purposes


Note: Capacity may be affected by use of this option.



Adjustable Spacers for Movable Pad Mounts (93101 & 93101AM)

Enable lifters to handle windows with mullions or other loads with surface obstructions

Note: Refer to instructions for reduced lifter capacity.



Remote Control System (59906)

Controls attach and release functions up to 250' [76 m]
away for installing windows and more in multi-story buildings

MRT Dolly (98790)

Allows for easy transport and storage of a standard MRTA8 lifter

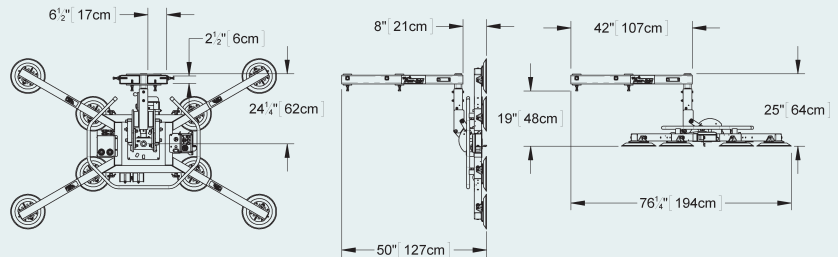


Forklift Adapter (95457)

Works with telehandlers on construction sites and forklifts in warehouses or wherever a crane is not practical

Compatible Fork Dimensions	1-1/2" to 2-1/4" [3.9 cm - 5.7 cm] thick and 4" to 6" [10.2 cm - 15.2 cm] wide
Inside Fork Spread	4" [10 cm]
Maximum Load Capacity	1400 lbs [635 kg] when used on MRT811LDC3*
Maximum Load Thickness	1" [2.5 cm] at full capacity
Product Weight	150 lbs [68 kg]
Lifter Weight Increase	125 lbs [57 kg]

* Forklift must have capacity for the weight of the lifter and its maximum load, when the load's center of gravity is:
8-3/4" [22.2 cm] outward from the fork tips, or;
50-3/4" [128.9 cm] outward from the fork stops (whichever places the load further from the forklift's front wheels).



MRTA8 WITH FORKLIFT ADAPTER



Shipping Case (53007)

Provides protection for storing and shipping the lifter

- Thermo-formed polymer makes case durable and water-resistant.
- Interior straps hold lifter firmly in place.
- Exterior straps keep case securely closed.
- Built-in handles facilitate manual handling.
- Case design enables stacking and forklift handling.

Exterior Dimensions: 44-1/4" wide x 67-3/8" long x 24-1/2" deep
[112.4 cm x 171.4 cm x 62.2 cm]



DESIGN STANDARDS

ASME B30.20 (BTH-1 Design Category "B", Service Class "0"): Industry standards established by the American Society of Mechanical Engineers (ASME) and published by the American National Standards Institute (ANSI)

CE/UKCA: Regulatory standards for health and safety required in the European Union and the United Kingdom

AS 4991: Regulatory standard required in Australia

Based on product information at time of publication. Environmental conditions can affect product performance and longevity; consult the product instructions on WPG.com or contact a Technical Sales Representative for more information.