



SUPPORT FEET FOR INSULATED GLASS

STOCK: 98870AM

Adjustable Support Foot Assemblies provide additional load support when lifting a recently assembled insulated-glass unit.



Lifter Frame Mounts

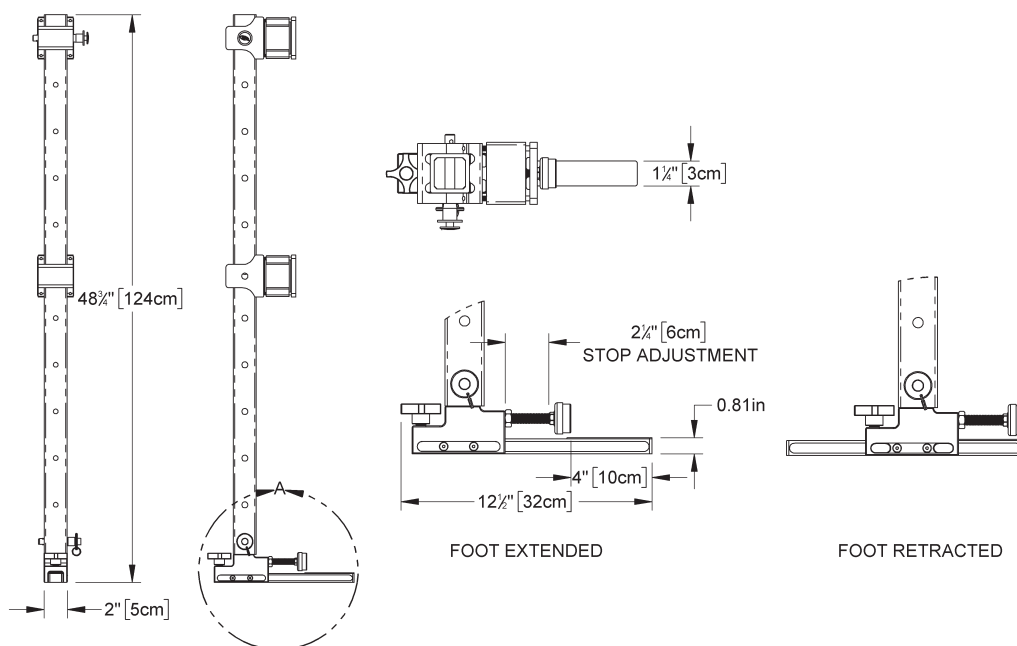
Adjust to accommodate either 2" or 2½" frame tubes.


Rubber Bumpers

Adjust inward or outward to prevent glass from contacting the assemblies' telescoping tubes.

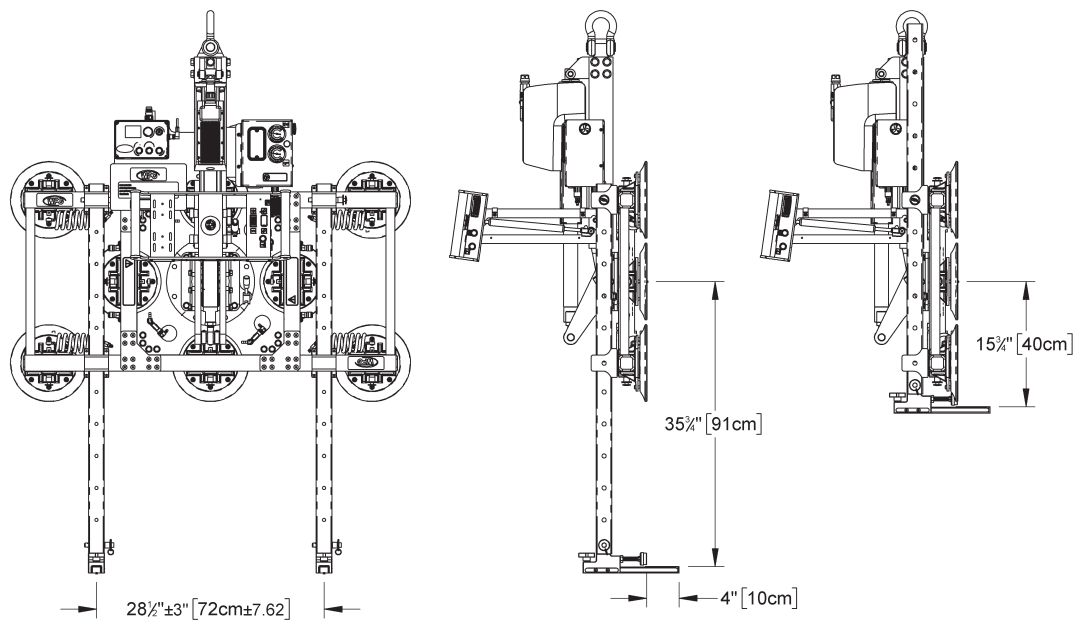
Quick Pins

Allow speedy removal of support feet when preparing to release a load or replace a foot's protective rubber strip.





Support Feet are available either as an aftermarket or factory option for Powr-Grip® model MRPT89AC3. Although this lifter is capable of rotating and tilting a load, these optional support feet prevent some load movements and only provide support in the upright orientation. See lifter [specifications](#) for additional information.



Based on product information at time of publication.

Environmental conditions can affect product performance and longevity; consult the product instructions on WPG.com or contact a Technical Sales Representative for more information.